

Panasonic

BUSINESS

PT-RQ32K
3-Chip DLP™ Projector

4K
PROFESSIONAL

SOLID
SHINE
LASER

*Resolution 5120 x 3200 Pixels
(QUAD PIXEL DRIVE: ON)

Anything's Possible at 4K+



Lenses sold separately.

Worldwide
Olympic Partner



Worldwide
Paralympic Partner



Graphic is simulated.



* Resolution 5120 x 3200 Pixels
(QUAD PIXEL DRIVE: ON)

GAME-CHANGING 4K+ PROJECTION

The PT-RQ32K gives resellers and staging professionals a unique opportunity to upgrade their service quality while reducing total cost of ownership. Our 3-Chip DLP™ SOLID SHINE Laser flagship is unique, maintaining image consistency for longer with huge output power and less maintenance in a unit that weighs a fraction of competitive projectors. Deliver absolute immersion in temporary or permanent installations in single or multi-projection layouts. We've reimagined 4K projection so your business can set a new standard for quality.



Lenses sold separately.

3-Chip DLP™ Projector **PT-RQ32K**

Resolution

4K+

Brightness

27,000 lm (Center)*1 / 26,000 lm*2

Contrast

20,000:1*3

*1 Luminance measured at center of screen in High Mode. Operation in High Mode may reduce maintenance timing in comparison to use in Normal Mode. *2 Luminance measured in High Mode. Operation in High Mode may reduce maintenance timing in comparison to use in Normal Mode. *3 Full On/Full Off. With Dynamic Contrast Mode set to 3.

How SOLID SHINE Laser Can Transform Your Business



Superior Picture Quality

High Brightness and Processing Power

Combining SOLID SHINE Laser Phosphor with 3-Chip DLP™ R/G/B processing, the PT-RQ32K produces 27,000 lumens* of brightness with spectacularly vivid color performance. Output brilliance is matched by bright, uniform color across the image, which is crucial for lifelike multi-screen displays, as well as uncommonly accurate white balance uniformity to ensure pictures are reproduced without unnatural tinting or casting.

* Luminescence measured at center of screen in High Mode. Operation in High Mode may reduce maintenance timing in comparison to use in Normal Mode.

Absolute Dependability

Dual-Laser Optical Engine

Laser diodes are grouped into two discrete modules. A redundancy circuit works to minimize brightness- and color-uniformity loss should a laser diode fail, making the PT-RQ32K ideal for mission-critical applications.



Dustproof Optics Extend Longevity

Hermetically sealed laser modules, durable filtering, and refined air-intake maintains brightness and extends life in dusty locations. Product testing against severe guidelines assures stable operation in environments containing 0.150 mg of dust per cubic meter*.

* Dustproof tests are conducted to confirm operational effectiveness under conditions with 0.15 mg/m³ of particulate matter (based on tests by the American Society of Heating, Refrigerating, and Air-Conditioning Engineers [ASHRAE], and the Japanese Building Maintenance Association). Measurements are made using acceleration tests.

Clean Environment	WHO Europe Guideline for Dust Resistance	Japanese Building Maintenance Association ASHRAE*
0.030 mg/m ³	0.110 mg/m ³	0.150 mg/m ³
CLEAN		DUSTY

* American Society of Heating, Refrigerating, and Air-Conditioning Engineers.

Simple Installation

Free 360-degree Orientation

SOLID SHINE Laser enables free 360-degree installation through any axis. Together with powered lens shift and wide range of optional lenses, the PT-RQ32K projector can be installed in any orientation without picture distortion.



Quick Start, Quick Off

By virtue of laser design, no warm-up or cool-down is required when operating PT-RQ32K projectors. Images appear almost instantly from start-up, and the projector can be switched off from the mains.

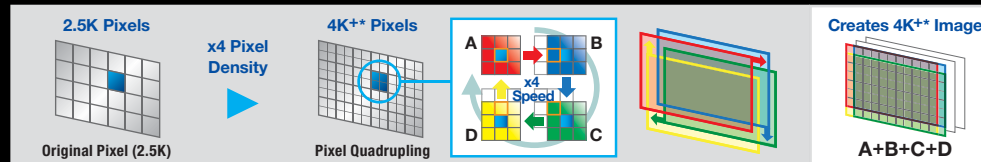
Inside the 4K+ Image

Achieving 4K+ with Original Pixel-Quadrupling Technology

Better-than-4K resolution is achieved by employing a high-speed 2560 x 1600-pixel (WQXGA) DMD chip that shifts each pixel vertically and horizontally, quadrupling the pixel-count. Working in concert with Real Motion Processor 240 Hz frame-creation, Quad Pixel Drive technology produces film-like 5120 x 3200-pixel (4K+/16:10) images. As well as silk-smooth video, this powerful processing engine renders text in the finest detail for lectures and presentations.

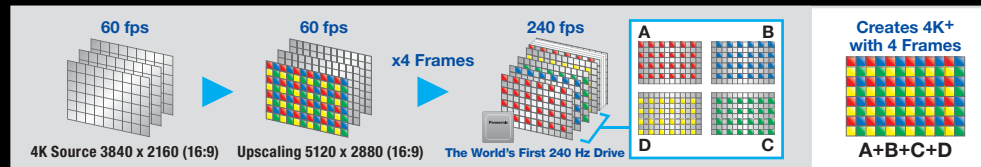
Pixel Quadrupling Technology

Shifting pixels vertically and horizontally creates ultra-high-resolution pictures that exceed standard Ultra HD resolution.



Real Motion Processor

High-speed 240 Hz frame creation supports images up to 5120 x 3200 pixels (16:10) resolution.

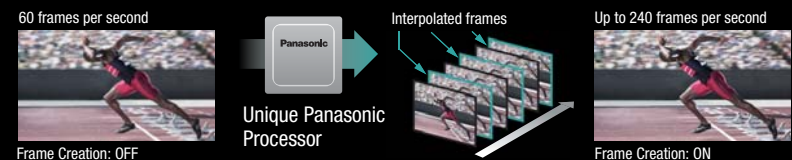


Synchronize

Screen Resolution
4K+
Beyond UltraHD
5120 x 3200*
* Maximum physical resolution.

Real Motion Processor Reduces Motion Blur

Real Motion Processor uses sophisticated algorithms to create three additional frames for each image, boosting native 60 fps footage to 240 frames per second*1. The result is smooth and realistic motion rendering, particularly useful for the broadcast of sporting events and other fast-paced video. Further, images can be displayed with SDI, DVI-D, and HDMI simultaneous inputs*2. A refined optical engine enhances focus performance for a lifelike sense of resolution, contrast, and fluidity.

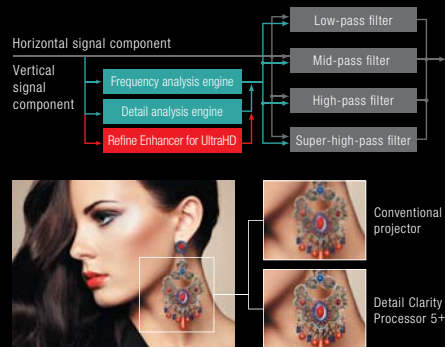


*1 Refresh rate varies depending on vertical scanning frequency. Note that 240 Hz frame rate is downsampled back to 60 Hz when projecting at 4K+ resolution. *2 HDMI and DVI-D terminals available only on optional SLOT NX boards. Geometric Adjustment and Upgrade Kit functions are not supported with simultaneous video signal input.

Harness Next-Generation Imaging Technology

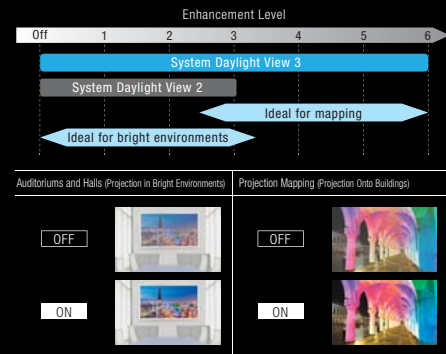
Experience True-to-Life Imaging with Detail Clarity Processor 5+

New-generation circuitry analyzes images frame by frame to clarify areas containing fine textures. Algorithms extract information from four bands, sharpening outlines, correcting contours, and reducing ringing noise. Exclusive Refine Enhancer further enhances the subtlest details in 4K+ images.



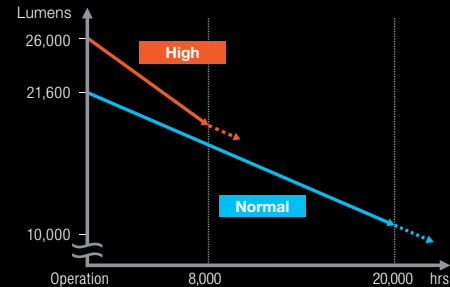
Peak Optimization for Mapping and Daylight Projection

System Daylight View 3, Panasonic's flagship daylight projection optimization technology, stops pictures washing out in bright light and boosts impact in mapping and multi-projector applications. Sensor information is analyzed to enhance sharpness, gamma curves, and color gamut.



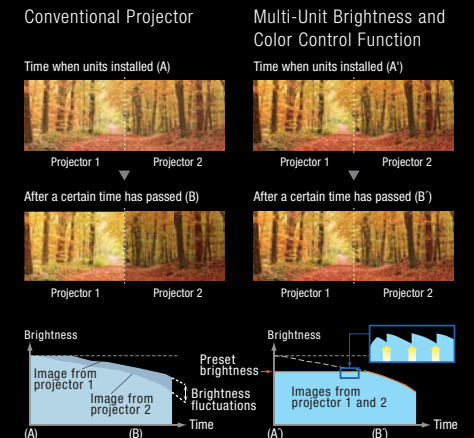
Choose Your Preferred Balance of Brightness and System Longevity

Selectable operational modes control the rate of brightness decline according to application. High Mode maintains 70 % brightness over 8,000 hours*1 with linear decline and minimal fluctuation. In Normal Mode, linear brightness decline is about 50 % over 20,000 hours*2 of continuous operation with no maintenance required.



Multi-Unit Brightness and Color Control Function

Sensors detect brightness and color apparent on screen. Projectors automatically calibrate for a uniform multi-screen image, adding a layer of convenience and cost saving for long-term events.



Supports BT.2020 and HDR for Latest 4K Standard

PT-RQ32K has emulation for BT.2020, a 4K color-space standard. It reproduces a wider color gamut than conventional Rec.709 standard. Additionally, PT-RQ32K supports HDR (High Dynamic Range). Image reproduction is stunning, from deepest black to sparkling bright highlights.

Dynamic Contrast Adds Depth and Realism

Digital frame-by-frame scene-linking modulation ensures precise laser light output adjustment for 20,000:1*3 contrast even when bright and dark scenes frequently interchange, reducing power consumption.

Class Leader with 90 % Brightness Uniformity

SOLID SHINE Laser Phosphor delivers superior screen brightness uniformity thanks to highly accurate white-balance control. Brightness uniformity is greater than 90 % when measured at the corners, edges, and center of the screen.

Efficient Cooling System Enhances Reliability

The light source's liquid-cooling system features a redesigned air intake and solid aluminum radiator to suppress temperature rises, allowing stable operation in temperatures up to 45 °C (113 °F)*4 and reducing noise to 49 dB.

Optional Long Life Filter for 20,000-hour* Service-free Operation

Optional Long Life Filter includes an electrostatic Micro Cut Filter that collects minute particles with an ion effect. With dust-resistant cabinet, this enables 20,000 hours* of projection in Normal Mode with no maintenance.



Filter Replacement Period

Supplied Filter: 2,000 hours (High Mode), 4,000 hours (Normal Mode)
Long Life Filter: 4,000 hours (High Mode), 20,000 hours (Normal Mode)

* Usage environment may affect filter replacement cycle.

*1 In High Mode. Filter replacement is required after 4,000 hours for optional Long Life Filter, and 2,000 hours for supplied filter/optional replacement filter (ET-EMF330). Measured in Dynamic Contrast Mode 3 with IEC62087: 2008 Broadcast Content and dust density of 0.15 mg/m³. Performance results may differ depending on environmental conditions. *2 In Normal Mode. Optional Long Life Filter required for continuous 20,000 hours operation. Filter replacement required after 4,000 hours for supplied filter/optional replacement filter (ET-EMF330). Measured in Dynamic Contrast Mode 3 with IEC62087: 2008 Broadcast Content and dust density of 0.15 mg/m³. Performance results may differ depending on environmental conditions. *3 With Dynamic Contrast Mode set to 3. *4 Light output may be reduced to protect certain projectors depending on environmental conditions. Please refer specification pages for individual projector models for details on operating temperatures in various conditions.

Fast and Simple Multi-mapping Installation

Contrast Sync Function for Multi-screen Configurations

Contrast Sync function for multi-screen applications allows the dynamic contrast control to be synchronized for consistent picture quality across screens, while Shutter Sync synchronizes shutter on/off timing.



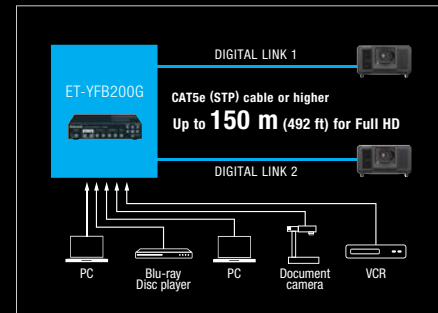
Image luminance of all projectors is averaged for unified Dynamic Contrast, rather than each unit setting Dynamic Contrast separately. Step noise is eliminated in edge-blended areas.



If shutter functions are not linked, shutter ON/OFF timing varies. When shutter functions of slave projectors are linked to a master, shutter ON/OFF timing is uniform*. * Includes fade-in and fade-out effects. Projector shutter functions can be set to operate individually if desired.

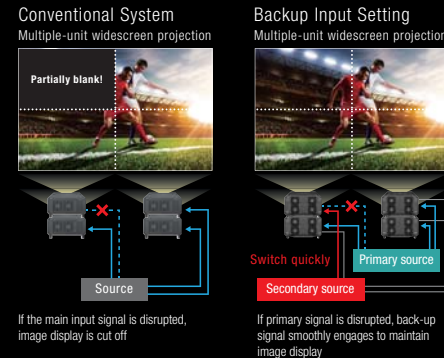
Single-Cable DIGITAL LINK Video and Control Connection

DIGITAL LINK transmits video and control commands through a single CAT 5e or higher STP cable for distances of up to 150 m (492 ft) for Full HD video and 50 m (164 ft) for 4K*1 video. Optional DIGITAL LINK Switcher further simplifies installation and reduces cabling and associated costs.



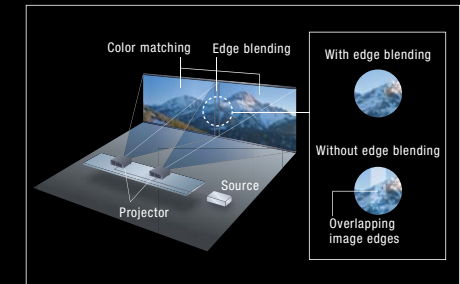
Backup Input Setting Guarantees Image Display

Projectors switch to a backup input signal instantly, without screen blanking, should the primary input signal be disrupted*2. This assures reliability in mission-critical control-room roles and in applications such as projection mapping where image display must be maintained.



Multi-screen Support System Integrates Multiple Screens

- **Edge Blending:** Edges of adjacent screens can be blended and their luminance controlled
- **Color Matching:** Corrects color reproduction variations of each projector via PC control software
- **Digital Image Enlarging:** Digital zoom up to 10X (H/V)*3. Up to 100 units (10 x 10) can be edge-blended to create large multi-screen images



Built-in Geo Adjustment for Unique Screen Surfaces

Geo Adjustment adapts images for projection onto specially shaped screens with fine-tuning via remote control. Enhanced with Multi-Screen Support System, Geo Adjustment makes creative mapping presentations easy.

Geometry Manager Pro Software and Upgrade Kits

Geo software expands image adjustment and simplifies multi-screen setup. The free software performs color matching, edge blending, and other functions via network. Optional upgrades and plug-ins further streamline and automate setup.

Common Lenses Cut Your Inventory Costs

The PT-RQ32K shares optional lenses with Panasonic's 3-Chip DLP™ projector range, potentially reducing inventory for rental/staging professionals, while also supporting the ET-D75LE95 Ultra-Short-Throw Lens.

Multi Monitoring & Control Software

This free Panasonic software offers monitoring and control of up to 2,048 devices over a LAN network from a single PC. For monitoring, status for individual devices can be listed in groups, with more detailed information shown separately. Control functions include power ON/OFF, input switching, scheduling, and command inputs.

Power Management Reduces Downtime

Auto power management compensates for voltage fluctuations. Image display is maintained at a reduced brightness even if voltage drops below specified requirements, rather than shutting the projector off.


Terminals for Every Application

The PT-RQ32K features four built-in 3G-SDI inputs and a DIGITAL LINK terminal. The projector also features Panasonic's SLOT NX to accommodate optional terminal boards that offer a range of connections including HDMI and DVI*4.

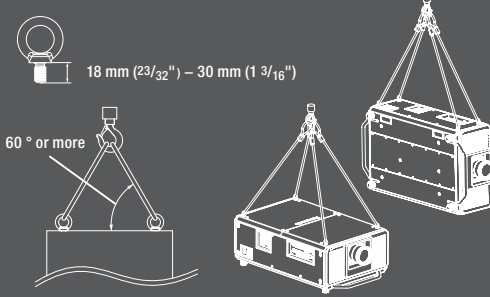
*1 ET-YFB200G/YFB100G is not compatible with 4K signals. 150 m (492 ft) transmission available only with ET-YFB200G DIGITAL LINK Switcher for signals up to 1080p in Long Reach Mode. *2 Combination of primary/secondary input terminals is fixed. Switching to secondary input (or primary input) occurs automatically when the input signal for primary input (or secondary input) is disrupted. The Backup Input Setting is enabled only when the input signal to primary and secondary terminals is the same.*3 While the input resolution will not change, maintaining image quality is not possible for images enlarged horizontally and vertically via the digital zoom function. *4 Board firmware must be updated to Version 2.0 or later before using simultaneous input for 4K images (3840 x 2160 and 4096 x 2160) with optional HDMI (HDCP 2.2) Input Board.

Eyebolt-ready for Crane Installations

Eyebolts allow the PT-RQ32K to hang from a crane, simplifying rigging at large-scale events for rental/staging professionals.



Supports rigging at angles greater than 60°



Case Studies



Kennedy Center's Washington National Opera (USA)



Colosseum Light Messages (Italy)



Queensland University of Technology (Australia)



Orbi Osaka (Japan)

For more case studies, please visit: <https://panasonic.net/cns/projector/casestudies/>

Projection Distance

PT-RQ32K (16:10 aspect ratio)

Unit: meters (feet)

Diagonal image size	Throw distance (A)													
	ET-D75LE6		ET-D75LE10		ET-D75LE20		ET-D75LE30		ET-D75LE40		ET-D75LE8		ET-D75LE50	
	min.	max.	min.	max.	min.	max.	min.	max.	min.	max.	min.	max.	min.	max.
1.78 [70"]	1.46 (4.8)	1.75 (5.7)	2.05 (6.7)	2.65 (8.7)	2.64 (8.7)	3.85 (12.6)	3.82 (12.5)	7.45 (24.4)	7.37 (24.2)	11.85 (38.9)	11.65 (38.2)	22.20 (72.8)	22.20 (72.8)	1.09 (3.6)
2.03 [80"]	1.68 (5.5)	2.01 (6.6)	2.35 (7.7)	3.04 (10.0)	3.03 (9.9)	4.41 (14.5)	4.38 (14.4)	8.54 (28.0)	8.45 (27.7)	13.56 (44.5)	13.37 (43.9)	25.42 (83.4)	25.42 (83.4)	1.25 (4.1)
2.29 [90"]	1.90 (6.2)	2.27 (7.4)	2.65 (8.7)	3.43 (11.3)	3.42 (10.6)	4.98 (16.3)	4.94 (16.2)	9.63 (31.6)	9.52 (31.2)	15.28 (50.1)	15.09 (49.5)	28.64 (94.0)	28.64 (94.0)	1.42 (4.7)
2.54 [100"]	2.11 (6.9)	2.53 (8.3)	2.96 (9.7)	3.83 (12.6)	3.81 (12.5)	5.54 (18.2)	5.51 (18.1)	10.72 (35.2)	10.60 (34.8)	16.99 (55.7)	16.81 (55.2)	31.86 (104.5)	31.86 (104.5)	1.58 (5.2)
3.05 [120"]	2.55 (8.4)	3.05 (10.0)	3.57 (11.7)	4.61 (15.1)	4.59 (15.1)	6.67 (21.9)	6.63 (21.8)	12.90 (42.3)	12.75 (41.8)	20.42 (67.0)	20.25 (66.4)	38.31 (125.7)	38.31 (125.7)	1.91 (6.3)
3.81 [150"]	3.20 (10.5)	3.83 (12.6)	4.48 (14.7)	5.79 (19.0)	5.76 (18.9)	8.37 (27.5)	8.32 (27.3)	16.17 (53.1)	15.98 (52.4)	25.57 (83.9)	25.41 (83.0)	47.97 (157.4)	47.97 (157.4)	2.41 (7.9)
5.08 [200"]	4.29 (14.1)	5.13 (16.8)	6.00 (19.7)	7.76 (25.5)	7.71 (25.3)	11.20 (36.7)	11.12 (36.5)	21.62 (70.9)	21.36 (70.1)	34.14 (111.6)	34.01 (111.6)	64.08 (210.2)	64.08 (210.2)	3.23 (10.6)
6.35 [250"]	5.37 (17.6)	6.43 (21.1)	7.52 (24.7)	9.73 (31.9)	9.65 (31.7)	14.03 (46.0)	13.93 (45.7)	27.07 (88.8)	26.74 (87.7)	42.72 (140.2)	42.61 (139.8)	80.19 (263.1)	80.19 (263.1)	4.06 (13.3)
7.62 [300"]	6.46 (21.2)	7.73 (25.4)	9.05 (29.7)	11.70 (38.4)	11.60 (38.1)	16.86 (55.3)	16.74 (54.9)	32.51 (106.7)	32.12 (105.4)	51.30 (168.3)	51.21 (168.0)	96.31 (316.0)	96.31 (316.0)	4.89 (16.0)
8.89 [350"]	7.54 (24.7)	9.03 (29.6)	10.57 (34.7)	13.66 (44.8)	13.55 (44.5)	19.69 (64.6)	19.55 (64.1)	37.96 (124.5)	37.50 (123.0)	59.87 (196.4)	59.81 (196.2)	112.42 (368.8)	112.42 (368.8)	5.71 (18.7)
10.16 [400"]	8.63 (28.3)	10.33 (33.9)	12.09 (39.7)	15.63 (51.3)	15.50 (50.9)	22.52 (73.9)	22.36 (73.4)	43.41 (142.4)	42.88 (140.7)	68.45 (224.6)	68.40 (224.4)	128.53 (421.7)	128.53 (421.7)	6.54 (21.5)
12.7 [500"]	10.80 (35.4)	12.93 (42.4)	15.13 (49.6)	19.56 (64.2)	19.39 (63.6)	28.18 (92.5)	27.98 (91.8)	54.31 (178.2)	53.63 (176.0)	85.60 (280.8)	85.60 (280.8)	160.75 (524.4)	160.75 (524.4)	8.19 (26.9)
15.24 [600"]	12.97 (42.6)	15.53 (51.0)	18.18 (59.6)	23.50 (77.1)	23.29 (76.4)	33.84 (111.0)	33.60 (110.2)	65.21 (213.9)	64.39 (213.9)	102.75 (337.1)	102.80 (337.1)	192.97 (633.1)	192.97 (633.1)	9.84 (32.3)
25.4 [1000"]	21.66 (71.1)	25.94 (85.1)	30.35 (99.6)	39.24 (128.7)	38.86 (127.5)	56.48 (185.3)	56.08 (184.0)	109.79 (356.9)	107.43 (352.5)	171.36 (562.2)	171.59 (563.0)	-	16.45 (54.0)	

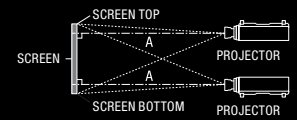
PT-RQ32K (16:10 aspect ratio)

Unit: meters (feet)


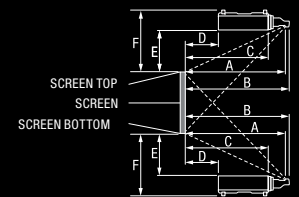
Diagonal image size	ET-D75LE95							
	(A)		(B)		(C)		(D)	
	min.	max.	min.	max.	min.	max.	min.	max.
3.05 [120"]	1.01 (3.31)	1.04 (3.41)	0.75 (2.45)	-0.32 (-1.06)	0.19 (0.63)	0.42 (1.38)	0.61 (2.00)	0.84 (2.75)
3.81 [150"]	1.26 (4.13)	1.29 (4.22)	1.00 (3.27)	-0.07 (-0.25)	0.27 (0.89)	0.56 (1.83)	0.69 (2.27)	0.98 (3.20)
5.08 [200"]	1.67 (5.48)	1.70 (5.57)	1.41 (4.62)	0.34 (1.11)	0.41 (1.33)	0.79 (2.58)	0.82 (2.70)	1.20 (3.95)
6.35 [250"]	2.08 (6.83)	2.11 (6.93)	1.82 (5.97)	0.75 (2.46)	0.54 (1.77)	1.01 (3.32)	0.96 (3.14)	1.43 (4.70)
7.62 [300"]	2.50 (8.19)	2.52 (8.28)	2.23 (7.33)	1.16 (3.81)	0.67 (2.21)	1.24 (4.07)	1.09 (3.58)	1.66 (5.45)
8.89 [350"]	2.91 (9.54)	2.94 (9.63)	2.65 (8.68)	1.58 (5.17)	0.81 (2.64)	1.47 (4.82)	1.22 (4.02)	1.89 (6.20)
10.16 [400"]	3.32 (10.89)	3.35 (10.99)	3.06 (10.03)	1.99 (6.52)	0.94 (3.08)	1.70 (5.57)	1.36 (4.45)	2.12 (6.94)
12.70 [500"]	4.15 (13.60)	4.17 (13.69)	3.88 (12.74)	2.81 (9.23)	1.21 (3.95)	2.15 (7.07)	1.62 (5.33)	2.57 (8.44)
15.24 [600"]	4.97 (16.31)	5.00 (16.40)	4.71 (15.45)	3.64 (11.93)	1.47 (4.83)	2.61 (8.57)	1.89 (6.20)	3.03 (9.94)

Dimension Definitions

If using lens other than the ET-D75LE95



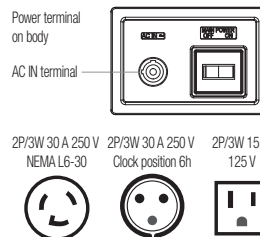
If using the ET-D75LE95



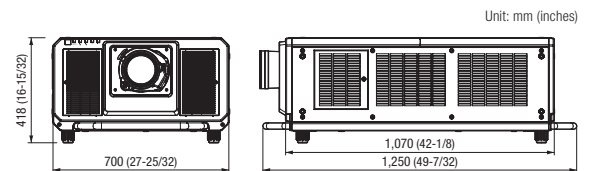
Terminals

- DC OUT 1 terminal
- DC OUT 2 terminal
- REMOTE 1 IN terminal
- REMOTE 1 OUT terminal
- REMOTE 2 IN terminal
- SERIAL IN terminal
- SERIAL OUT terminal
- MULTI PROJECTOR SYNC IN terminal
- MULTI PROJECTOR SYNC OUT terminal
- DIGITAL LINK/LAN terminal
- SDI IN 1 terminal
- SDI IN 2 terminal
- SDI IN 3 terminal
- SDI IN 4 terminal
- SLOT 1*
- SLOT 2*

* SLOT NX-compatible slots accommodate optional interface boards internally.



Dimensions



Specifications

Model		PT-RQ32K
Power supply		AC 100–120 V (12 A) / AC 200–240 V (16 A), 50/60 Hz (brightness restricted with voltage lower than 200 V)
Power consumption		2,950 W (0.3 W with Standby Mode set to Eco)*1, 4 W with Standby Mode set to Normal [2,950 VA, AC 200 V], Average Power Consumption: 2,400 W (High Mode), 2,000 W (Normal Mode), 1,190–1,780 W (Long Life 1 Mode), 1,060–1,700 W (Long Life 2 Mode), 926–1,580 W (Long Life 3 Mode) [Operating temperature: 25 °C (77 °F), altitude: 700 m (2,297 ft), IEC62087: 2008 Broadcast content, Image Mode: Standard, Dynamic Contrast Mode: 2]
DLP™ chip	Panel size	22.9 mm (0.9 in) diagonal (16:10 aspect ratio)
	Display method	DLP™ chip x 3, DLP™ projection system
	Pixels	49,152,000 (12,288,000 x 4) pixels when Quad Pixel Drive set to ON, 4,096,000 (2560 x 1600) x 3, total of 12,288,000 pixels when Quad Pixel Drive set to OFF
Refresh rate		240 Hz*2
Lens		Optional (no lens included with this model)
Light source		Laser diodes (Class 1), Light-source life: 8,000 hours (High Mode, brightness decreases to approx. 70 %), 18,000 hours (High Mode, brightness decreases to approx. 50 %), 20,000 hours (Normal Mode, brightness decreases to approx. 50 %), 43,800 hours (Long Life 1 Mode, consistent brightness), 61,320 hours (Long Life 2 Mode, consistent brightness), 87,600 hours (Long Life 3 Mode, consistent brightness) [IEC62087: 2008 Broadcast content, Dynamic Contrast Mode: 3]
Filter		With supplied filter: 4,000 hours (Normal Mode), 2,000 hours (High Mode), 20,000 hours (Long Life 1/2/3 Mode); With Long Life Filter: 20,000 hours (Normal Mode), 4,000 hours (High Mode), 40,000 hours (Long Life 1/2/3 Mode)
Screen size (diagonal)		1.78–25.4 m (70–1,000 in) with 16:10 aspect ratio, 1.78–15.24 m (70–600 in) with ET-D75LE8, 16:10 aspect ratio, 3.05–15.24 m (120–600 in) with ET-D75LE95, 16:10 aspect ratio
Brightness*3		27,000 lm (Center)*4/26,000 lm*5 [High Mode], 22,500 lm (Center)*4/21,600 lm*5 [Normal Mode], 12,000 lm [Long Life 1 Mode], 10,000 lm [Long Life 2 Mode], 8,000 lm [Long Life 3 Mode]
Center-to-corner uniformity*5		90 %
Contrast*5		20,000:1 (Full On/Full Off, Dynamic Contrast Mode: 3)
Resolution		4K+ (5120 x 3200) (Quad Pixel Drive: ON)
Scanning frequency	SD-SDI	SMPTE ST 259 compliant, [YCbCr 4:2:2 10-bit] 480/60i, 576/50i
	HD-SDI	SMPTE ST 292 compliant, [YPbPr 4:2:2 10-bit] 720/60p, 720/50p, 1080/60i, 1080/50i, 1080/25p, 1080/24p, 1080/24sF, 1080/25sF, 1080/30p, 1080/30sF
	3G-SDI	SMPTE ST 424 compliant, [RGB 4:4:4 12-bit/10-bit, YPbPr 4:4:4 12-bit/10-bit] 1080/60i, 1080/50i, 1080/25p, 1080/24p, 1080/24sF, 1080/25sF, 1080/30p, 1080/30sF, 2048 x 1080/24p, 2048 x 1080/25p, 2048 x 1080/30p, [X'Y'Z' 4:4:4 12-bit] 2048 x 1080/24p, 2048 x 1080/25p, 2048 x 1080/30p, [YPbPr 4:2:2 10-bit] 1080/60p, 1080/50p, 2048 x 1080/60p, 2048 x 1080/50p, 2048 x 1080/48p
	Dual-link HD-SDI	SMPTE ST 372 compliant, [RGB 4:4:4 12-bit/10-bit, YPbPr 4:4:4 12-bit/10-bit] 1080/60i, 1080/50i, 1080/25p, 1080/24p, 1080/24sF, 1080/25sF, 1080/30p, 1080/30sF, 2048 x 1080/24p, 2048 x 1080/25p, 2048 x 1080/30p, [X'Y'Z' 4:4:4 12-bit] 2048 x 1080/24p, 2048 x 1080/25p, 2048 x 1080/30p, [YPbPr 4:2:2 10-bit] 1080/60p, 1080/50p
	Dual-link 3G-SDI	SMPTE ST 425 compliant, [RGB 4:4:4 12-bit/10-bit, YPbPr 4:4:4 12-bit/10-bit] 1080/60p, 1080/50p, 2048 x 1080/60p, 2048 x 1080/50p, 2048 x 1080/48p, [YPbPr 4:2:2 10-bit] 3840 x 2160/24p, 3840 x 2160/25p, 3840 x 2160/30p, 4096 x 2160/24p, 4096 x 2160/25p, 4096 x 2160/30p
	Quad link HD-SDI	[YPbPr 4:2:2 10-bit] 3840 x 2160/24sF, 3840 x 2160/24p, 3840 x 2160/25sF, 3840 x 2160/25p, 3840 x 2160/30sF, 3840 x 2160/30p, 4096 x 2160/24p, 4096 x 2160/25p, 4096 x 2160/30p
	Quad link 3G-SDI	SMPTE ST 425 compliant, [YPbPr 4:2:2 10-bit] 3840 x 2160/60p, 3840 x 2160/50p, 4096 x 2160/60p, 4096 x 2160/50p, [YPbPr 4:2:2 12-bit, YPbPr 4:4:4 10/12-bit, RGB 10/12-bit] 3840 x 2160/24sF, 3840 x 2160/24p, 3840 x 2160/25sF, 3840 x 2160/25p, 3840 x 2160/30sF, 3840 x 2160/30p, 4096 x 2160/24p, 4096 x 2160/25p, 4096 x 2160/30p
	SDI 1/SDI 2 simultaneous input (x 2 speed)*6	1080/60p, 1080/50p (1st frame: SDI 1, 2nd frame: SDI 2)
	SDI 1/SDI 2/SDI 3/SDI 4 simultaneous input (x 4 speed)*6	1080/60p, 1080/50p (1st frame: SDI 1, 2nd frame: SDI 2, 3rd frame: SDI 3, 4th frame: SDI 4)
	DIGITAL LINK	Video signal resolution: 480/60i*7, 576/50i*7—4096 x 2160, still image signal resolution: 640 x 400—3840 x 2400 (non-interface), dot clock: 25 MHz–297 MHz
Optical axis shift*8	Vertical (from center of screen)	±59 % (±56 % with ET-D75LE6, +68 % to +84 % with ET-D75LE95) (powered)
	Horizontal (from center of screen)	±29% (±19 % with ET-D75LE6, ±21 % with ET-D75LE95) (powered)
Keystone correction range		Vertical: ±40 ° (± 22 ° with ET-D75LE50, ±28 ° with ET-D75LE6, 0 ° to +5 ° with ET-D75LE95), Horizontal: ±15 ° (0 ° with ET-D75LE95)
Keystone correction range with optional Upgrade Kit ET-UK20		Vertical: ±45 ° (± 40 ° with ET-D75LE10/D75LE20, ±22 ° with ET-D75LE50, ±28 ° with ET-D75LE6, 0 ° to +5 ° with ET-D75LE95), Horizontal: ±40 ° (±15 ° with ET-D75LE50/D75LE6/D75LE10, ±20 ° with ET-D75LE20, ±25 ° with ET-D75LE30, ±30 ° with ET-D75LE40, 0 ° with ET-D75LE95) Up to a total of ±30 ° during simultaneous horizontal and vertical correction.
Installation		Horizontal/vertical, free 360-degree installation
Terminals	SDI IN 1	BNC x 1: 3G/HD/SD-SDI input, Dual-link HD-SDI (Link-A), Dual-link 3G-SDI (Link 1), Quad-link HD-SDI (Link 1), Quad-link 3G-SDI (Link 1)
	SDI IN 2	BNC x 1: 3G/HD/SD-SDI input, Dual-link HD-SDI (Link-B), Dual-link 3G-SDI (Link 2), Quad-link HD-SDI (Link 2), Quad-link 3G-SDI (Link 2)
	SDI IN 3	BNC x 1: 3G/HD/SD-SDI input, Dual-link HD-SDI (Link-A), Dual-link 3G-SDI (Link 1), Quad-link HD-SDI (Link 3), Quad-link 3G-SDI (Link 3)
	SDI IN 4	BNC x 1: 3G/HD/SD-SDI input, Dual-link HD-SDI (Link-B), Dual-link 3G-SDI (Link 2), Quad-link HD-SDI (Link 4), Quad-link 3G-SDI (Link 4)
	MULTI PROJECTOR SYNC IN	BNC x 1
	MULTI PROJECTOR SYNC OUT	BNC x 1
	SERIAL IN	D-sub 9-pin (female) × 1 for external control (RS-232C compliant)
	SERIAL OUT	D-sub 9-pin (male) × 1 for link control
	REMOTE 1 IN	M3 × 1 for wired remote control
	REMOTE 1 OUT	M3 × 1 for link control (for wired remote control)
	REMOTE 2 IN	D-sub 9-pin (female) × 1 for external control (parallel)
	LAN/DIGITAL LINK	RJ-45 x 1 for network, DIGITAL LINK connection (HDBase™ compliant), 100Base-TX, compatible with Art-Net, PLink™ (class 1), Deep Color, HDCP 2.2
	DC OUT	DC OUT 1 / DC OUT 2 (total of two terminals); USB connector (Type A), power supply only (DC 5 V, max. 900 mA)
Expansion Slot	SLOT 1 / SLOT 2 (total of two terminals, vacant) for interface boards, SLOT NX compatible	
Cabinet materials		Metal (Partly Plastic Mold)
Dimensions (W × H × D)		700 x 418*9 x 1,250 mm (27 9/16" x 16 15/32" x 49 7/32") including protruding parts; 700 x 373*10 x 1,070 mm (27 9/16" x 14 11/16" x 42 1/8") not including protruding parts
Weight*11		Approx. 83 kg (183.0 lbs)
Operation noise*5		49 dB
Operating environment		Operating temperature: 0–45 °C (32–113 °F) [altitude: up to 1,400 m (4,593 ft), High/Normal Mode]; 0–40 °C (32–104 °F)*12 [altitude: up to 4,200 m (13,780 ft), High/Normal Mode]; 0–40 °C (32–104 °F)*12 [altitude: up to 2,700 m (8,858 ft), Long Life1/2/3 Mode]; 0–40 °C (32–104 °F) [altitude: up to 1,400 m (4,593 ft) with Smoke Cut Filter]; Operating humidity: 10–80 % (no condensation)
Applicable software		Logo Transfer Software, Multi Monitoring & Control Software, Early Warning Software, Geometry Manager Pro, ET-UK20 Upgrade Kit and ET-CUK10*13 Auto Screen Adjustment Kit

*1 When Standby Mode is set to Eco, network functions such as power on over LAN will not operate. Additionally, only certain commands can be received for external control using the serial terminal. *2 Refresh-rate varies depending on vertical scanning frequency. *3 With lens other than ET-D75LE95 and power supply of AC 200 V. *4 Measured at center area of projector screen. Measurement method is in compliance with ISO/IEC 21118: 2012 international standards. Value is average of all products when shipped. *5 Measurement, measuring conditions, and method of notation all comply with ISO/IEC 21118: 2012 international standards. Value is average of all products when shipped. *6 Geometric Adjustment and Upgrade Kit functions are not supported with simultaneous video signal input. *7 Only compatible with dot clock frequency of 27 MHz (pixel repetition signal). *8 Optical axis shift is not supported on the ET-D75LE50. *9 With legs at shortest position. *10 Excluding legs. *11 Average value. May differ depending on the actual unit. *12 If ambient temperature exceeds 35 °C (95 °F) when used in locations from 0 m to 2,700 m (0 ft to 8,858 ft) above sea level, or if it exceeds 25 °C (77 °F) when used in locations from 2,700 m to 4,200 m (8,858 ft to 13,780 ft) above sea level, light output may be reduced to protect the projector. *13 Available worldwide except in the United States.

Optional Accessories

ET-D75LE6

Zoom Lens



ET-D75LE10

Zoom Lens



ET-D75LE20

Zoom Lens



ET-D75LE30

Zoom Lens



ET-D75LE40

Zoom Lens



ET-D75LE8

Zoom Lens



ET-D75LE50

Fixed-focus Lens



ET-D75LE95

Fixed-focus Lens



ET-D75MC1

Lens Motor Cover

ET-PLF10*

Lens Fixed Attachment

* This attachment may be required in some installation environments.

ET-EMF330

Replacement Filter Unit



ET-MDNDV10

Interface Board for DVI Input (Input x 2)




ET-SFR330

Smoke Cut Filter



ET-MDNHM10

Interface Board for HDMI (HDCP 2.2) Input (Input x 2)




ET-EMFU330

Long-life Filter Unit



TY-TBN03G

Interface Board for 3G-SDI Input (Input x 2, Output x 2)



ET-UK20

Geometry Manager Pro Upgrade Kit

ET-CUK10

Auto Screen Adjustment Upgrade Kit*

ET-SWA100 Series

Early Warning Software

ET-CUK10P

Auto Screen Adjustment Upgrade Kit (PC)*

Note: Part number suffix may differ depending on the license type.

* Available worldwide except in the United States.

ET-YFB200G

DIGITAL LINK Switcher



ET-YFB100G

Digital Interface Box



Panasonic®

Weights and dimensions shown are approximate. Specifications and appearance are subject to change without notice. Product availability differs depending on region and country. This product may be subject to export control regulations. DLP, DLP logo and DLP Medallion logo are trademarks or registered trademarks of Texas Instruments. The projection distances and throw ratios given in this leaflet are for use only as guidelines. For more detailed information, please consult the dealer from whom you are purchasing the product. P.Link™ is a registered trademark or pending trademark in Japan, the United States, and other countries and regions. HDMI, the HDMI Logo, and High-Definition Multimedia Interface are trademarks or registered trademarks of HDMI Licensing LLC in the United States and other countries. All other trademarks are the property of their respective trademark owners. Projection images simulated. 36 USC 220506 © 2017 Panasonic Corporation. All rights reserved.



For more information about Panasonic projectors, please visit:
Projector Global Website – panasonic.net/cns/projector
Facebook – www.facebook.com/panasonicprojector
YouTube – www.youtube.com/user/PanasonicProjector

All information included here is valid as of April 2017.

PT-RQ32KG2 Printed in Japan.